

The background is a light blue grid pattern with scattered autumn leaves in shades of red, orange, and yellow. At the top, there are two white banners. In the center, a white rectangular box contains the text. Surrounding the box are various school supplies: a paint palette with colorful spots and a brush, two books (one red, one blue), a green ruler, a green set square, a red apple, a purple pencil, a green backpack, and a blue backpack. At the bottom, two cartoon children in school uniforms are shown; a girl on the left and a boy on the right holding a bouquet of red flowers. A large open book is also visible at the bottom right.

SURAJ
SURAJ

SURAJ SCHOOL

SUMMER HOLIDAY
HOMEWORK

2024- 25

GRADE- 1

PREFACE

Dear Parents and Guardians,

As we embrace the sunny days and warm breezes of summer, we are delighted to present this collection of engaging activities designed to keep our young learners curious, active, and inspired during the break.

At **SURAJ**, we believe that learning extends far beyond the walls of the classroom, and the summer holidays offer a perfect opportunity for children to explore, discover, and grow in new and exciting ways. This homework pack has been thoughtfully crafted by our **Teachers** to provide a balance of academic reinforcement, creative expression, and outdoor exploration, ensuring that our students continue to thrive during their time away from school.

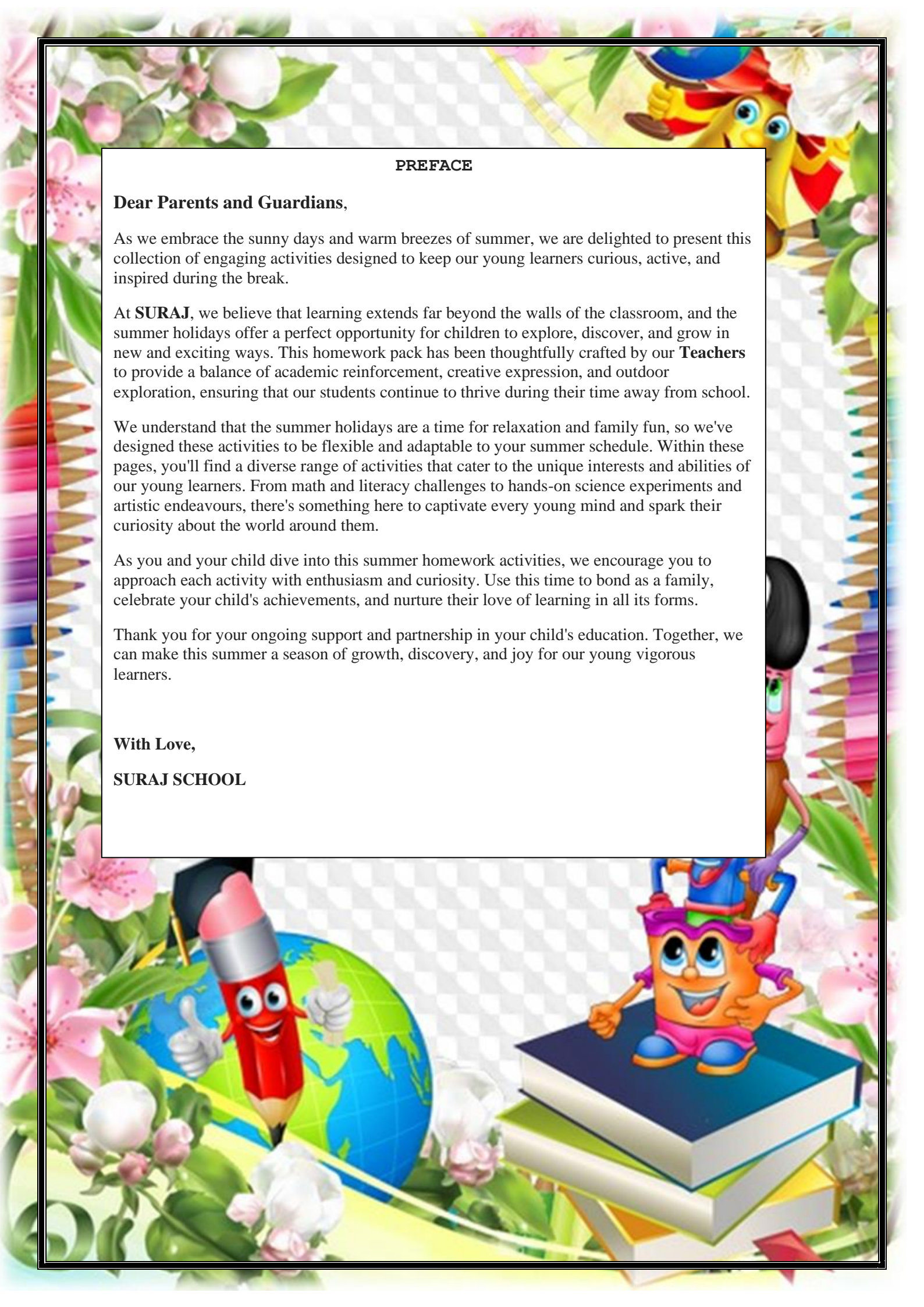
We understand that the summer holidays are a time for relaxation and family fun, so we've designed these activities to be flexible and adaptable to your summer schedule. Within these pages, you'll find a diverse range of activities that cater to the unique interests and abilities of our young learners. From math and literacy challenges to hands-on science experiments and artistic endeavours, there's something here to captivate every young mind and spark their curiosity about the world around them.

As you and your child dive into this summer homework activities, we encourage you to approach each activity with enthusiasm and curiosity. Use this time to bond as a family, celebrate your child's achievements, and nurture their love of learning in all its forms.

Thank you for your ongoing support and partnership in your child's education. Together, we can make this summer a season of growth, discovery, and joy for our young vigorous learners.

With Love,

SURAJ SCHOOL



GENERAL INSTRUCTIONS FOR PARENTS

To make the vacation of your child more meaningful and fruitful we request your cooperation in a few ways.

For Physical Development

- ❖ Take your child with you for a morning/evening walk.
- ❖ Play different games like hide and seek, football, Ludo, chess etc. with your child. This will encourage them to express themselves freely and will make them more responsible.

For Language Development

- ❖ Encourage your child to converse in English.
- ❖ Choose any one object from your surroundings every day, and let your child speak a few lines on it to develop their speaking skills.
- ❖ We are confident that our joint efforts will result in the child's desired overall growth.


Revise all the work done so far.

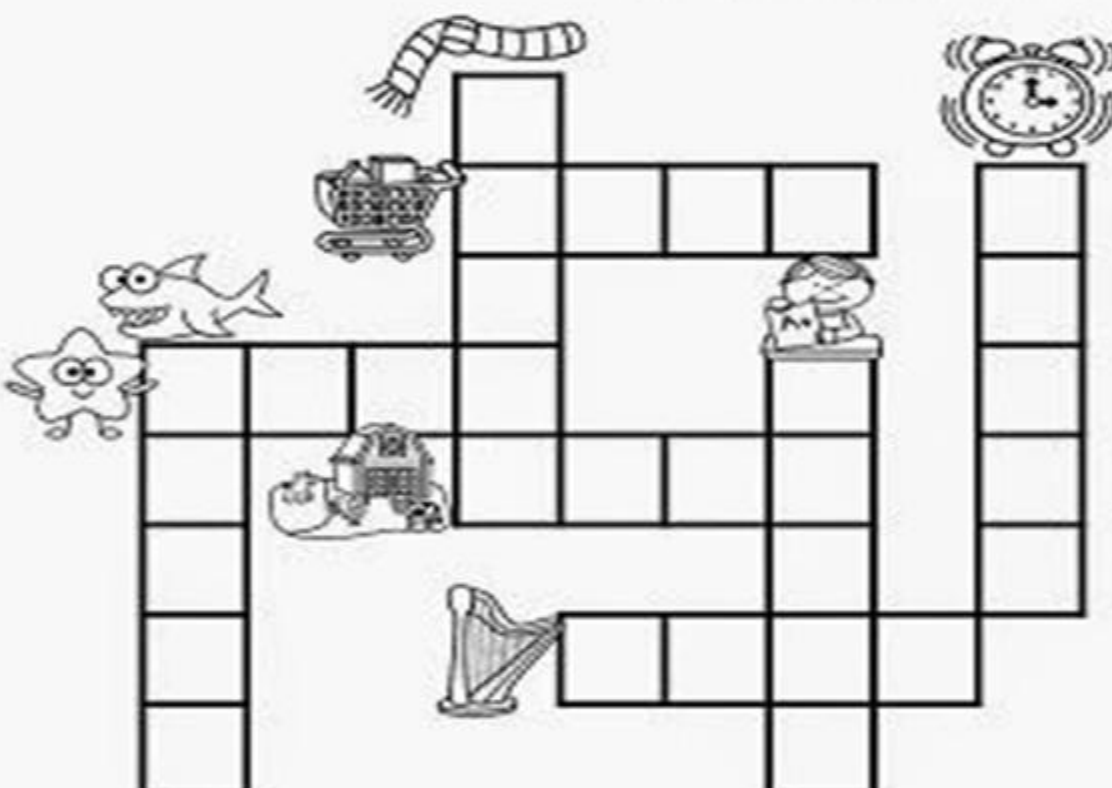
- ❖ In an additional 3 in 1 notebook, revise all of the work done in class so far and do a page of penmanship every day.
- ❖ Please create and decorate a separate folder for holiday assignments.



ENGLISH

1.) Complete the following crossword:

PHONICS Crossword 

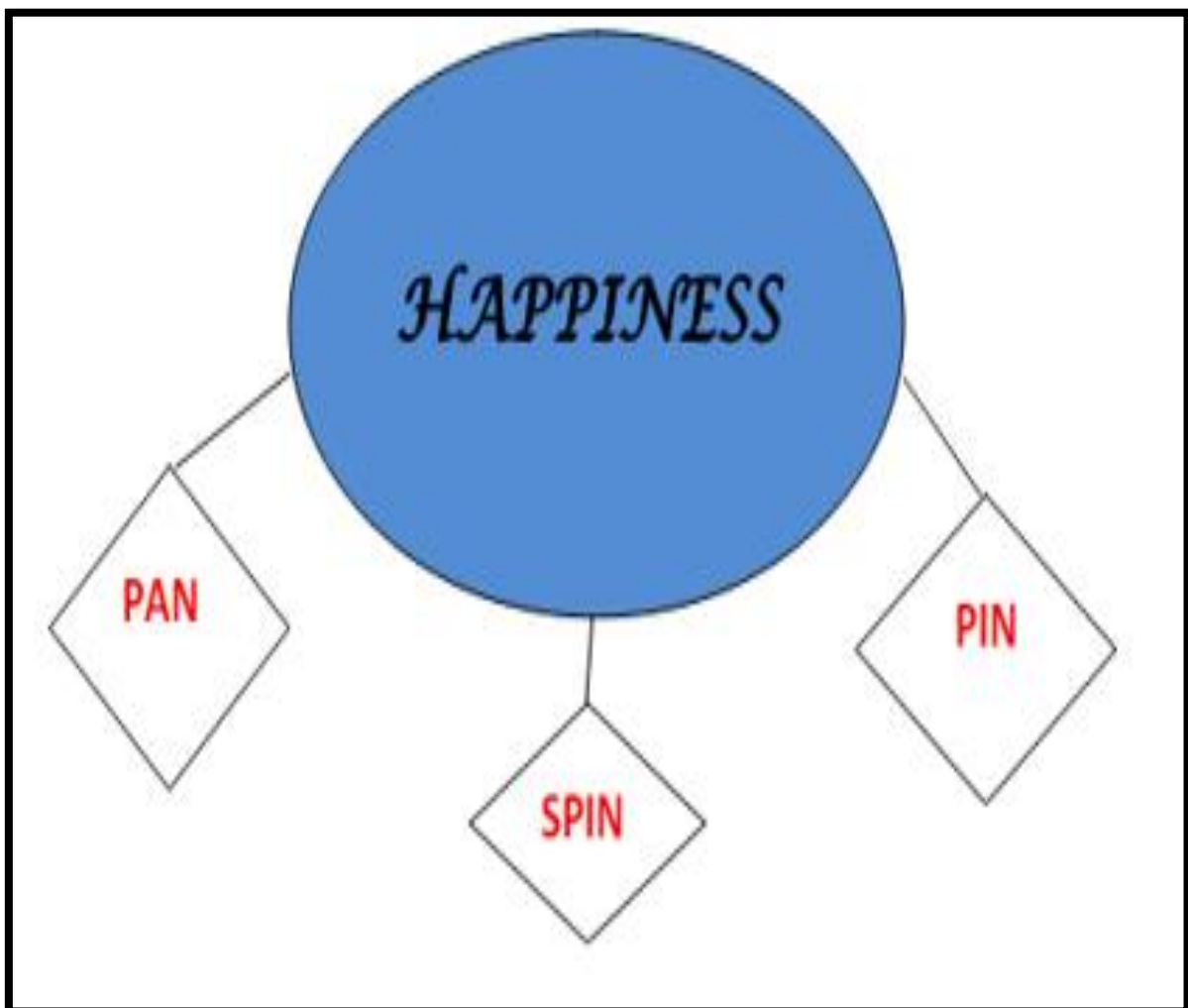


Word Bank:


cart	farm	smart	harp
shark	scarf	alarm	star

2.) Vocabulary Hanging


- Cut a big circle on an A3-sized sheet and write a big word on it.
- For example, HAPPINESS.
- Now, make as many small words as you can from the letters of the big word.
- For example: pan, spin, pin, nap, etc.
- Write each word on small shape cut-outs from another A4-sized sheet and attach these small cut-outs to the big circle using a satin ribbon.
- Choose different words for making these hangings.
- Each learner will make two vocabulary hangings.



3.) Fill in the following sheet with all your summer experiences.



4.) Spot the differences and colour them too.





5.) अपने बारे में बताइए।

मेरा परिचय

मेरा पसंदीदा शब्द

मेरे पसंदीदा जानवर

मेरे पसंदीदा रंग

मुझे किससे खुशी मिलती है

मुझे जो भयभीत करता है

पसंदीदा घूमने की जगह

मेरा जन्मदिनांक

मेरी तस्वीर

मेरा पसंदीदा School विषय

मेरा पसंदीदा खाना

मेरे दोस्त

अगर मेरे पास जादू की छड़ी होती

मेरा खज़ाना

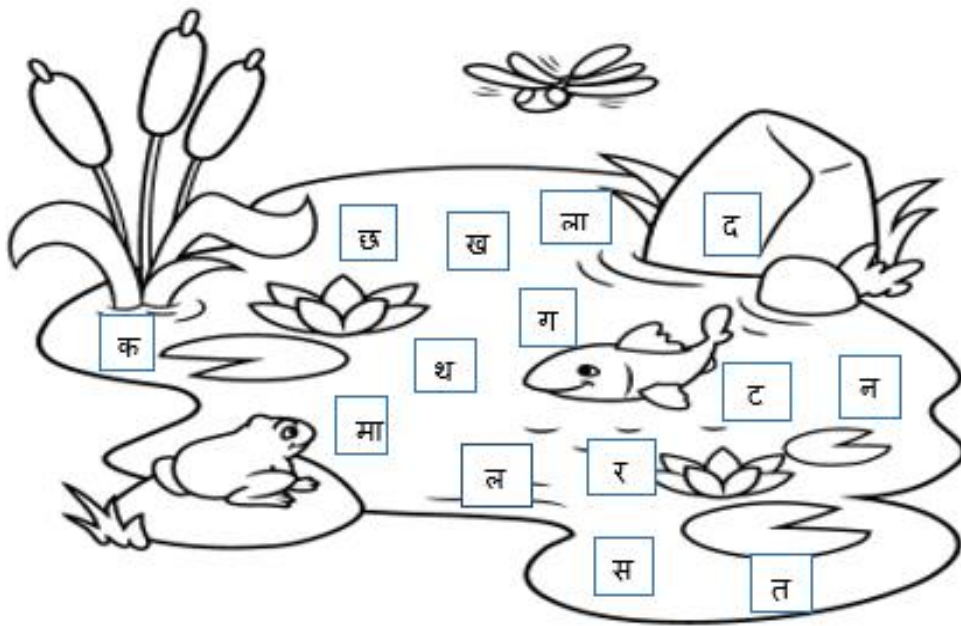
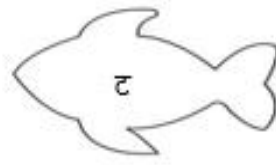
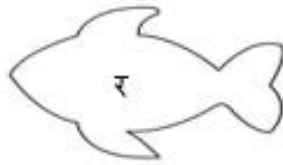
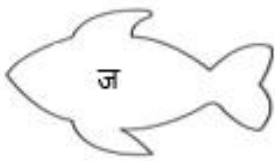
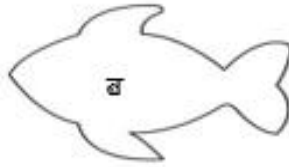
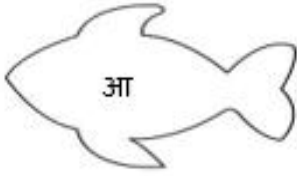
6.) पाठशाला जाने के लिए अपना बस्ता खुद तैयार कीजिए। देखिए, कौन – सी चीजें हम बस्ते में नहीं रखते उन पर गोला लगाइए।



7.) निम्नलिखित जानवरों को उनकी टाँगों से मिलाइए।



8.) तालाब में कुछ वर्ण दिए गए हैं, उन वर्णों को मछलियों में लिखें वर्णों के आगे लिखकर शब्द बनाइए।



9.) प्यारे बच्चों,



आम तो सबको पसंद होगा न.....

तो क्यों ना आम को खाने के बाद उसकी गुठली को जमीन में बो दिया जाये....

- आम फलों का राजा है जानते हो न और यह फल गर्मियों के मौसम में आता है..... आपको आम खाने के बाद बचे हुए बीज को यानी उसकी गुठली को धोकर उसे गमले में बो देना है।
- रोज़ उसको पानी देना मत भूलना। अपने बीज को अंकुरित होते हुए देखो।
- अपने प्यारे पौधे का कोई नाम रखो और उसके साथ बातें करो।
- और हाँ अपने गमले को सुंदर पीले और हरे रंगों से सजाना मत भूलना।



10.) छात्रों द्वारा दी गई कहानियों में से अपनी मनपसंद कोई एक कहानी पढ़ी जाएगी और दिए गए मानदंडों के अनुसार कहानी की समीक्षा (Review) की जाएगी।

नोट – बच्चों द्वारा कहानी का विवरण ए4 शीट पर स्वयं अपनी रचनात्मकता का प्रयोग करते हुए बनाया जाएगा और उसे कहानी के अनुसार अपने विचारों से भरा जाएगा।

छात्रों द्वारा कहानी के लिए दिए गए लिंक का प्रयोग किया जा सकता है।

<https://www.momjunction.com/hindi/kahaniya/akbar-birbal/>




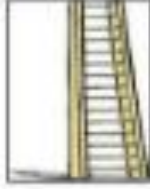














<https://www.momjunction.com/hindi/kahaniya/tenali-rama/>

अकबर बीरबल की कहानियाँ

तेनालीरामा की कहानियाँ



11.) चित्र देखकर निम्न वर्ग पहेली में उनके नाम ढूँढो और खोनों में भी रंग भरो।

								
	सि	पा	ही	ज	प	पी	ता	
	क	ग	रा	नी	ब	ला	उ	
	सी	ढी	ज	ढ	घ	ड	जी	
	टी	ठ	म	ग	र	म	भ	
	छ	द	क	भ	ती	र	म	
	ल	क	ड़ी	ज	प	न	घ	
	क्ष	ली	फ	रे	ल	गा	ड़ी	

12.)

आ की मात्रा लगाकर शब्द पूरे करो और
चित्र में रंग भरो।

गड़-गड़, गड़-गड़ ब दल अ य
ब दल अ य, जल भर ल य।
क ल क ल ब दल छ य
छम-छम, छम-छम जल बरस य।



13.)

- चित्र देखकर रिक्त स्थान भरु।



.....




.....



.....



.....



.....



.....



14.)

COUNTING BACK BY 10s

Fill in the missing numbers.

1)

100	90	80			50	40	
-----	----	----	--	--	----	----	--

2)

90	80		60		40		
----	----	--	----	--	----	--	--

3)

70	60			30			0
----	----	--	--	----	--	--	---

4)

80	70		50		30		
----	----	--	----	--	----	--	--

5)

100		80				40	
-----	--	----	--	--	--	----	--

6)

90		70				30	
----	--	----	--	--	--	----	--

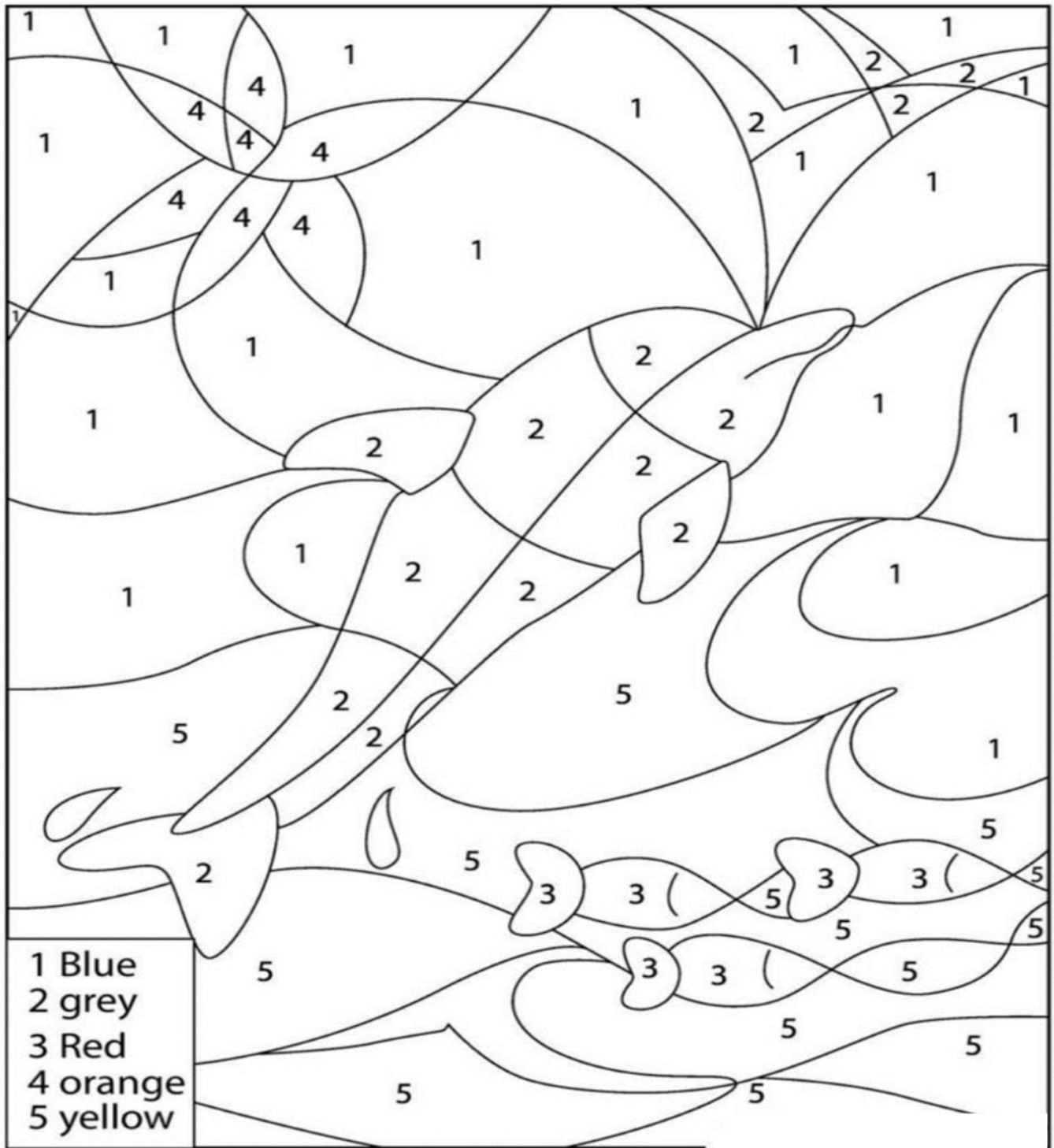
7)

80			50			20	
----	--	--	----	--	--	----	--

8)

70		50					0
----	--	----	--	--	--	--	---

15.) Colour by identifying the numbers.




16.) Find out the birth date of six of your family members and friends and then write it in increasing order.

Collect your data and present on an A4 sized sheet (refer to the following table)

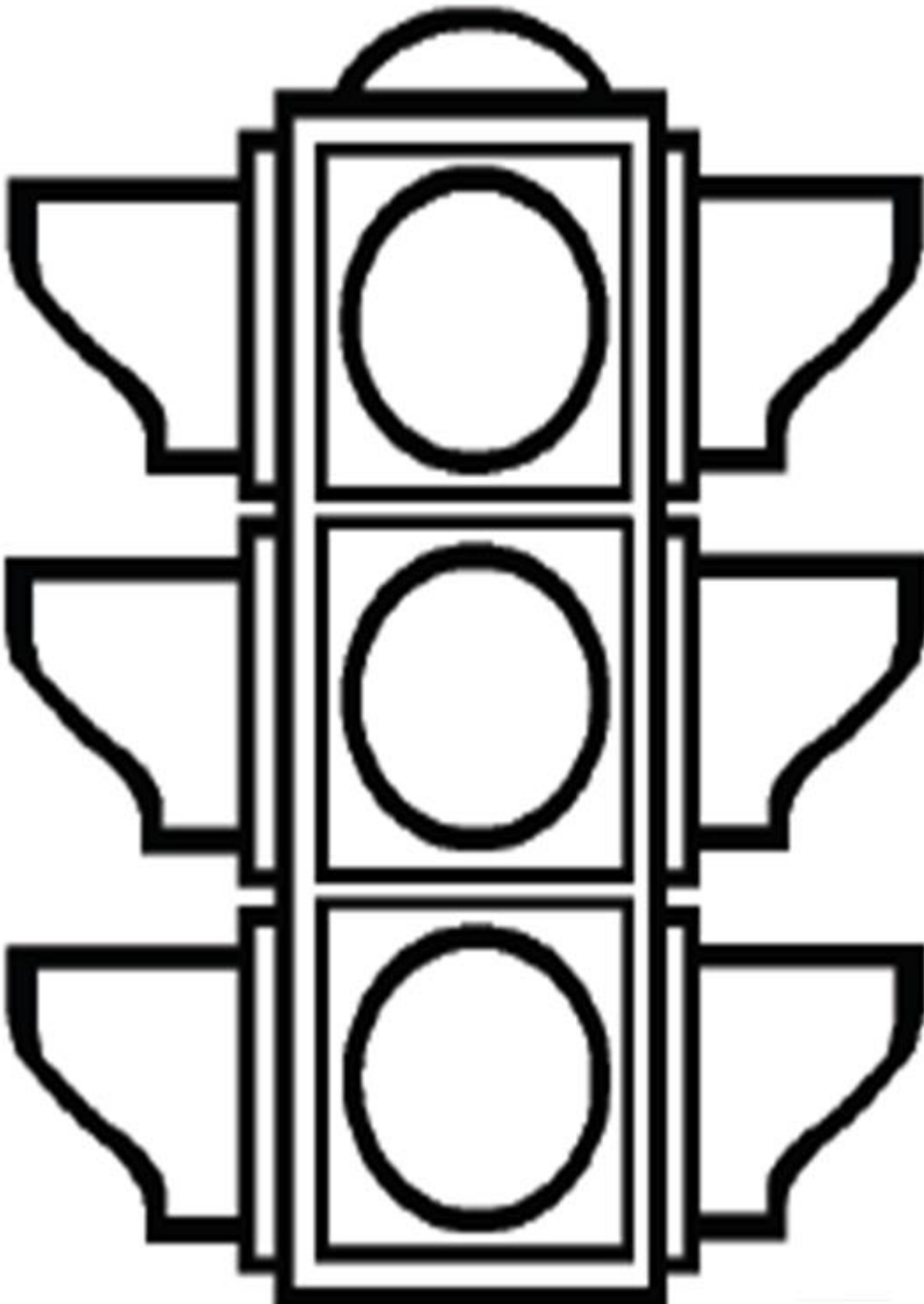
Name of Family member/friends						
Date of Birth						
Increasing order(from smallest to greatest)						



17.) Make two beautiful bookmarks.



18.) Colour and label the traffic light



Cursive Alphabet

Trace the dotted letters and write them in the empty boxes below.

A B C D E F G H I

A B C D E F G H I

J K L M N O P Q R

J K L M N O P Q R

S T U V W X Y Z

S T U V W X Y Z

Cursive Alphabet

Trace the dotted letters and write them in the empty boxes below.

a b c d e f g h i

a b c d e f g h i

j k l m n o p q r

j k l m n o p q r

s t u v w x y z

s t u v w x y z

देखकर लिखो।

अ

आ

इ

ई

उ

ऊ

ए

ऐ

ओ

औ

अं

अः

क ख ग घ

च छ ज झ

ट ठ ड ढ

ण त थ द ध न

प फ ब भ म

य र ल व श

ह स ह श ष

Written work

हिंदी: अ से अः

क से ज

दो-दोबारलिखो ।

English : Cursive Capital letters

Cursive Small letters

Write two times

Maths: Number Name (1 to 20)

Ordinal Number (1 to 10th)

Write two times

Note: Do all these work in Three-In-one notebook.

(HHw Notebook)