



## **PREFACE**

### **Dear Parents and Guardians,**

As we embrace the sunny days and warm breezes of summer, we are delighted to present this collection of engaging activities designed to keep our young learners curious, active, and inspired during the break.

At **SURAJ**, we believe that learning extends far beyond the walls of the classroom, and the summer holidays offer a perfect opportunity for children to explore, discover, and grow in new and exciting ways. This homework pack has been thoughtfully crafted by our **TEACHERS** to provide a balance of academic reinforcement, creative expression, and outdoor exploration, ensuring that our students continue to thrive during their time away from school.

We understand that the summer holidays are a time for relaxation and family fun, so we've designed these activities to be flexible and adaptable to your summer schedule. Within these pages, you'll find a diverse range of activities that cater to the unique interests and abilities of our young learners. From math and literacy challenges to hands-on science experiments and artistic endeavours, there's something here to captivate every young mind and spark their curiosity about the world around them.

As you and your child dive into this summer homework activities, we encourage you to approach each activity with enthusiasm and curiosity. Use this time to bond as a family, celebrate your child's achievements, and nurture their love of learning in all its forms.

Thank you for your ongoing support and partnership in your child's education. Together, we can make this summer a season of growth, discovery, and joy for our young vigorous learners.

**With Love,**

**SURAJ SCHOOL**

## **GENERAL INSTRUCTIONS FOR PARENTS**

To make the vacation of your child more meaningful and fruitful we request your cooperation in a few ways.

### ***For Physical Development***

- ❖ Take your child with you for a morning/evening walk.
- ❖ Play different games like hide and seek, football, Ludo, chess etc. with your child. This will encourage them to express themselves freely and will make them more responsible.

### ***For Language Development***

- ❖ Encourage your child to converse in English.
- ❖ Choose any one object from your surroundings every day, and let your child speak a few lines on it to develop their speaking skills.
- ❖ We are confident that our joint efforts will result in the child's desired overall growth.

***Revise all the work done so far.***

- ❖ In an additional 3 in 1 notebook, revise all of the work done in class so far and do a page of penmanship every day.
- ❖ Please create and decorate a separate folder for holiday assignments





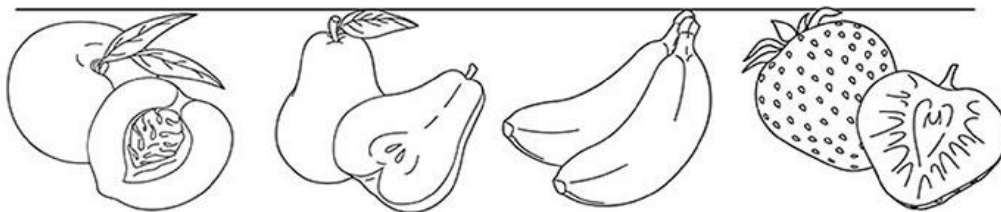



1.)

## fruit word search

1. Write the name of the fruit in the space provided.
2. Find the word in the word search puzzle.  
(Words only run across and down.)

s	t	r	a	w	b	e	r	r	y
o	r	a	n	j	e	p	e	a	r
r	m	e	h	o	a	e	w	n	a
a	b	a	b	a	n	a	n	a	p
n	x	p	a	i	r	c	e	y	p
g	r	a	p	e	s	h	k	a	l
e	p	i	n	e	a	p	p	l	e



## 2.) Story Puppet

A story review can be fun and creative as well!

Learners have to read any one of the stories listed below thoroughly in order to be familiar with the story characters and what they look like. By reading the story, learners will also be able to discover more about the character's personalities.

After reading the story, the learners have to tell what's the story about using a hand puppet.

Learners can read any of the following stories:

- Rapunzel  
(<https://storiestogrowby.org/story/early-reader-rapunzel-fairy-tale-story-kids/> )
- The Gingerbread Man  
(<https://sooperbooks.com/story/the-gingerbread-man/> )
- Charlie and Lola  
(<https://anyflip.com/njumx/qajt/basic> )
- Little Red Riding Hood  
(<https://www.storyberries.com/fairy-tales-little-red-riding-hood/> )

## 3.) Become a t- shirt designer



### BRAINSTORMING DESCRIPTIVE WORDS

Design and colour your own T-shirt. Write at least 10 words to describe it.



---

---

---

---

---

---

---



4.) छात्रों द्वारा दी गई कहानियों में से अपनी मनपसंद कोई एक कहानी पढ़ी जाएगी और दिए गए मानदंडों के अनुसार कहानी की समीक्षा ( Review ) की जाएगी।

कहानी लिंक – <https://www.momjunction.com/hindi/kahaniya/tenali-rama/>  
<https://www.momjunction.com/hindi/kahaniya/panchtantra/>

- पंचतंत्र की कहानियाँ
- तेनालीरामा की कहानियाँ
- छात्रों द्वारा दिए गए विषयों में से अपनी पसंद की कोई एक कहानी पढ़कर नीचे दिए गए चरित्रांकन सदन को पूरा करना है।
- छात्र द्वारा अपनी रचनात्मकता का प्रयोग करते हुए चार्ट पेपर पर अपना चरित्रांकन सदन भी बनाया जा सकता है।



शीर्षक -

.....

किसने किया?

.....

क्या किया?

.....  
.....  
.....

कब किया?

.....  
.....  
.....

कहाँ किया?

.....  
.....  
.....

कैसे किया?

.....  
.....  
.....

क्यों किया?

.....  
.....  
.....

5.)

घर कैसे जाओगी?



मैं ..... जाती हूँ।

तुमने इनमें से किसकी सवारी की है? सही जगह पर हाँ ✓ या नहीं का निशान लगाओ।

सवारी	मैंने सवारी की है	मैंने सवारी नहीं की है
रिक्शा 		
बस 		
रेलगाड़ी 		
बैलगाड़ी 		
साइकिल 		
ऊँट 		
स्कूटर 		
भैंस 		



6.) चित्र देखकर कहानी पूरी करो -



एक दिन एक  .....  ..... के किनारे टहल रहा

था । उसने एक  ..... को  ..... में तैरते

देखा । उसने सोचा कि मैं भी तैरूँगा । उसे  ..... के नीचे एक .....



..... दिखाई दी ।



को उठा लाया । उसने  को उलटा करके  ..... में

डाला और उछल कर उसमें बैठ गया ।  ..... और 

..... दोनों साथ-साथ तैरने लगे ।

7.) दिए गए चित्र में बतख को उसके बच्चों के पास पहुँचाइये और चित्र में रंग भरें।



वाक्यों के शब्द आपस में मिल गए हैं | उन्हें सही क्रम में लगाकर वाक्य बनाओ |

सरकस जोकर में हँसाता है | सबको

---

रुनझुन टुन्नू और माँ को की था | बुखार

---

पड़ोसी अच्छे मदद हैं | करते दूसरों की

---

माँ है | हमारी बहुत बीमार

---

मेरठ राजन में था | रहता

---

नानाजी गया | राजन के साथ बगीचे में

---

बाज़ार गई मैं कल थी |

---

है | बहुत रही बारिश बाहर हो

---





**Note: Complete page no :16 to 22 in Junior Maths Book**

1.) Let's collect some basic shapes such as Rectangle, Square, Triangle, Circle, Oval, etc.

Now make a model of a "Robot" from these basic shapes. (sample is given below)

Learners will design their own Robot collage!

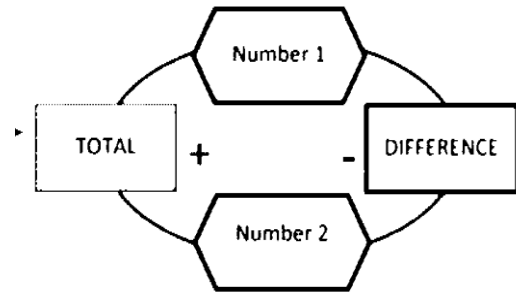
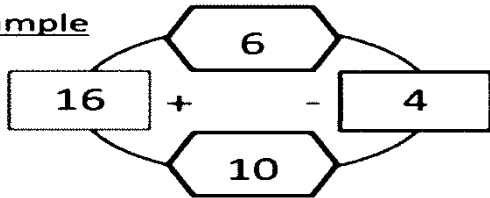
And write the properties of the shapes used in creating your "ROBOT" on an A4 sized sheet.



2.) Total Difference Puzzle:

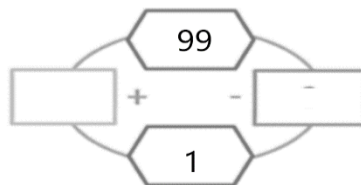
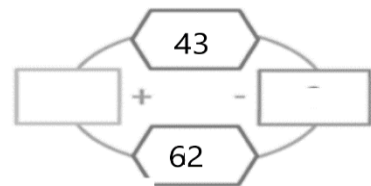
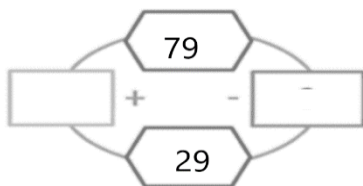
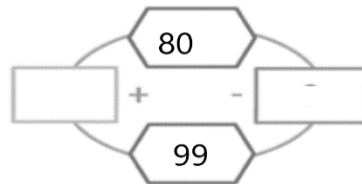
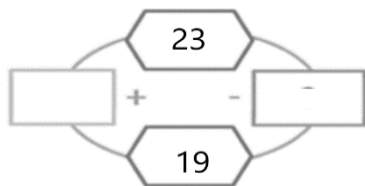
The sample of the puzzle is

Example



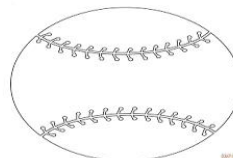
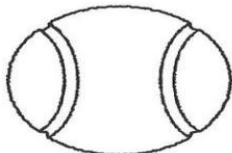

**Remember the difference is always positive!!**

Now work out the missing numbers in these Puzzles:





3.) Look at the picture, identify the patterns on different types of balls and write the name of the game it is used for. Colour the balls.





1.) Students will draw or decorate their plates to represent their favourite meal with sections for fruits, vegetables, grains, protein and dairy on A4 sheet.



2.) Complete the given worksheets-

Check the correct words to complete the sentences below:

1. The \_\_\_\_\_ is the control center for our body.



brain



heart

2. The \_\_\_\_\_ pumps blood around the body.



stomach

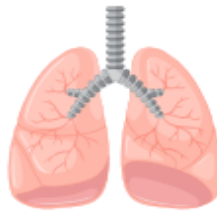


heart

3. We use our \_\_\_\_\_ to breathe.

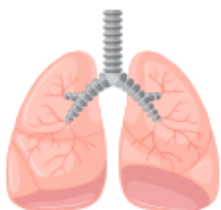


heart



lungs

4. We need our \_\_\_\_\_ to digest food.



lungs



stomach

3.) Shopping for clothes. Find the hidden words in the word search:



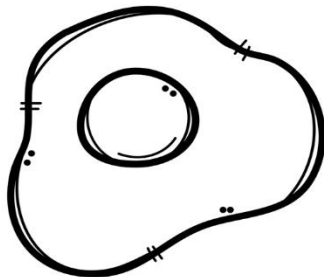







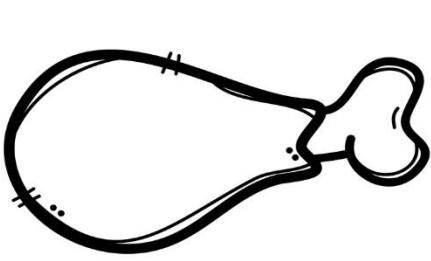
Q Q  
 F G  
 I K Y Q  
 H K T C  
 X O K O R C  
 A B F D Q B  
 L E S J B W I A U P V X C U D Q H A Y I  
 Y G L Q F R A C S T U X E R K V Y N Q Y  
 X S M I T T E N S U N G L A S S E S  
 S W E A T E R A L K D R E S S Q  
 T S G B L O U S E W V P H T  
 R N Z H K W E U N F Y I  
 L E O K C A S U I T P J R J  
 V N Y T E L E C A R B A T A  
 M X I B J C N S N A E J M Y C O  
 R T A H Z X N F D P A D K C  
 X O X R C L T I I S H E Y P  
 K A X T V O U T W R  
 Y B R O M K W X  
 S S I I

**What word am I explaining? Write it down:**



You wear them, when the sun is shining:	
You wear them on your feet:	
You wear them for sleeping:	
You wear it in winter around your neck:	
You wear it around your wrist:	
Special kind of trousers:	
Men wear it for special events:	


22.) Colour the healthy foods:





WORKSHEET NO:1

# Parts of the Body




mouth      eye      leg

arm      ear      toe      hair

foot      hand      nose      finger



# MY FAMILY



**mom**

**grandpa**

**dad**

**sister**

**brother**

**grandma**

## Who's this?



This is my

\_\_\_\_\_



This is my

\_\_\_\_\_



This is my

\_\_\_\_\_



This is my

\_\_\_\_\_



This is my

\_\_\_\_\_



This is my

\_\_\_\_\_

Worksheet No:3

My name is

Different types of families

Drag the correct answer in the boxes.

Nuclear Family

Extended Family

Single Family



**THE END**

