



*SURAJ*  
**SURAJ**

**SURAJ SCHOOL**  
**Sector-1 ,Manesar**

**SUMMER HOLIDAY HOMEWORK**  
**2024- 25**

**UKG**





## PREFACE

**Dear Parents and Guardians,**

As we embark on this journey of discovery and fun, we are thrilled to introduce this collection of activities designed to engage and inspire our youngest learners during the summer break.

At **SURAJ**, we believe that learning is a lifelong adventure, and the summer holidays provide a unique opportunity for children to explore, create, and grow outside the classroom. This homework pack has been carefully crafted by our expert **Teachers** to encourage children to continue their learning journey in a playful and enjoyable way, while also fostering their curiosity and imagination.

Each activity included in this homework pack is designed to reinforce essential skills and concepts learned, all while allowing children to express themselves creatively and independently...

We understand that the summer holidays are a time for relaxation and family fun, so we've curated activities that can be easily integrated into your daily routines and outings.

As you and your child embark on this summer homework journey together, we encourage you to embrace each activity with enthusiasm and curiosity. Use this time to bond as a family, celebrate your child's achievements, and marvel at the wonders of the world around you.

Thank you for your continued support and partnership in your child's education. Together, we can make this summer a season of growth, exploration, and joy for our kindergarten learners.

**With Love,**

**SURAJ SCHOOL**

***"Summer means happy times & good sunshine"***

# *Summer* **VACATION**



***Warm greetings!***




***Engage your child in simple household chores.***

***Help your child learn new things by doing activities that will enhance your child's interest.***

***Encourage your child to arrange their toys after playing.***



***Give your child one task per day and ensure that they are able to complete their task on time.***



*This is me!*

*Hey  
There!*



**PHOTO**

\_\_\_\_\_

**My nickname is**

\_\_\_\_\_

**My name is**

\_\_\_\_\_



**I am \_\_\_\_\_ year  
old**

\_\_\_\_\_

**My Birthday is on**

\_\_\_\_\_

**My favourite cartoon is**

\_\_\_\_\_

**I live in**

\_\_\_\_\_

## **LET US DO THIS....**

### **1.) Conversation time:**

- Encourage the child to greet everyone in the house, neighbourhood, family, and any visitors or all the people they meet, for example, saying Good Morning, Good Afternoon, Good Evening, Hello, etc.
- Encourage children to be polite at home and even outside their homes.
- Inculcate the habit of respecting the elders.



### **2.) Sharing is Caring:**

- Always encourage your child to offer whatever he/ she is snacking on, to the others around them.
- Children must be encouraged to share things like books, toys, colours, etc. with friends, cousins, siblings, etc.
- Point out the happiness the other person has on receiving whatever was shared, even as you give a pat or a hug of appreciation.





### 3.) Environmental Awareness:

- Take some time out to put water and food in a bowl for birds in this scorching heat.
- Children will plant a sapling.
- To plant a sapling, first fill the pot with soil and then plant the sapling.
- Encourage the children to water the sapling every day and take care of it.
- Children to observe the growth of their sapling and draw the growth of their sapling in a booklet.



# Rhyme Time

## 4.) Rhyme Time

- Recite your favourite rhyme about 'fruits' and record a short video of it to share with your class teacher.

## 6.) Non fire cooking- Become a Euro Chef

- Beat the heat by making any of these summer drinks- lemonade, lassi, smoothies along with a yummy Oreo milkshake.
- Draw a recipe card on an A4 sized sheet.



## 6.) Father's Day


*Make your Father's Day special...*

- Draw a picture of you and your dad together in the given template.





MY DAD



AND ME!

7.) Myself

Write about yourself.




# ALL ABOUT ME



My Name is:


  

This is a Picture of Me

I am \_\_\_\_\_ years old 

My Birthday is:



My Favorite Color is:

\_\_\_\_\_



I love to eat:

\_\_\_\_\_




My Favorite Activities:



\_\_\_\_\_  
\_\_\_\_\_  
\_\_\_\_\_  
\_\_\_\_\_


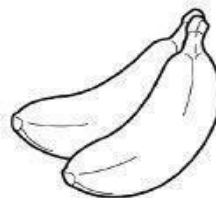
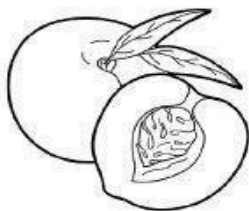



8.) Find the numbers and colour them with red and yellow colour.



# fruit word search

1. Write the name of the fruit in the space provided.
2. Find the word in the word search puzzle.  
(Words only run across and down.)

s	t	r	a	w	b	e	r	r	y
o	r	a	n	j	e	p	e	a	r
r	m	e	h	o	a	e	w	n	a
a	b	a	b	a	n	a	n	a	p
n	x	p	a	i	r	c	e	y	p
g	r	a	p	e	s	h	k	a	l
e	p	i	n	e	a	p	p	l	e



9.) I spy with my little eye

Name \_\_\_\_\_

# Summer I Spy

Directions: Count each object and write the number in correct box.





Name \_\_\_\_\_

# Letter Sort Apples

Directions: Color, cut and paste the apples with the correct tree.



10.) Sort the lower case and upper-case letters

A Hopping Home product © 2018 by Amy Nelson

Suraj School

Worksheet No-1

❖ Match the following :

mouth •

head •

ear •

teeth •

hand •

foot •

body •

eye •

nose •



NAME: \_\_\_\_\_ CLASS: \_\_\_\_\_ DATE: \_\_\_\_\_

# BEGINNING SOUND

Circle the correct beginning sound of each picture.



**C** A N



C D O



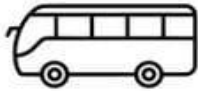
G B A



A C R



C Y B



S U B



A T C



T R A



A P C



G R A



E I R



L B A



C A B



B O K



A E F



E L B



N M O



D G O



I R B



E P R



E R I



O L K



PRINTYJOY



# BEGINNING SOUND



Color the correct beginning sound of each picture.



Y D K



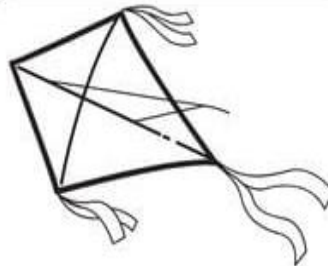
D F C



W L S



V P X



R U K



O F G



T Q H



S B C



Z V C

Write the after, between, and before numbers

56	_____
50	_____
59	_____
60	_____
64	_____
69	_____
70	_____
72	_____
79	_____
66	_____
	_____

50	_____	52
55	_____	57
64	_____	66
69	_____	71
72	_____	74
77	_____	79
59	_____	61
68	_____	70
78	_____	80
74	_____	76
	_____	

	60
_____	65
_____	68
_____	70
_____	61
_____	80
_____	78
_____	56
_____	74
_____	52
_____	

## Missing numbers to 100

	95	
--	----	--

80		82
----	--	----

91		93
----	--	----

	46	
--	----	--

	33	
--	----	--

22		24
----	--	----

6		8
---	--	---

	20	
--	----	--

	88	
--	----	--

7		9
---	--	---

27		29
----	--	----

	87	
--	----	--

	61	
--	----	--

48		50
----	--	----

85		87
----	--	----

	66	
--	----	--

	40	
--	----	--

31		33
----	--	----

# अक्षर को चित्र से मिलाओ

ए	.	.	
ऐ	.	.	
ओ	.	.	
औ	.	.	
अं	.	.	
अः	.	.	

## Good Habits

Q. circle the good habits from the following pictures.



# Healthy or Unhealthy

Direction : Put the words in the correct column.

egg

burger

rice

fish

cake

fruit

milk

candies

juice

chicken


pizza

softdrink

## Healthy


## Unhealthy

Worksheet No-8

Match the picture with correct consonant in both the sets.



त  
झ  
ब  
च  
ज  
र  
झ

त  
झ  
ब  
च  
ज  
र  
झ

**THE END**